

STANLEY Model 530

Specifically Designed for Light-Duty Residential Applications

Stanley's Model 530 residential gate operator is the practical and economical way to add convenience, security and value to your home and property. It has been specifically designed to deliver years of dependable performance.

Homeowner Benefits:

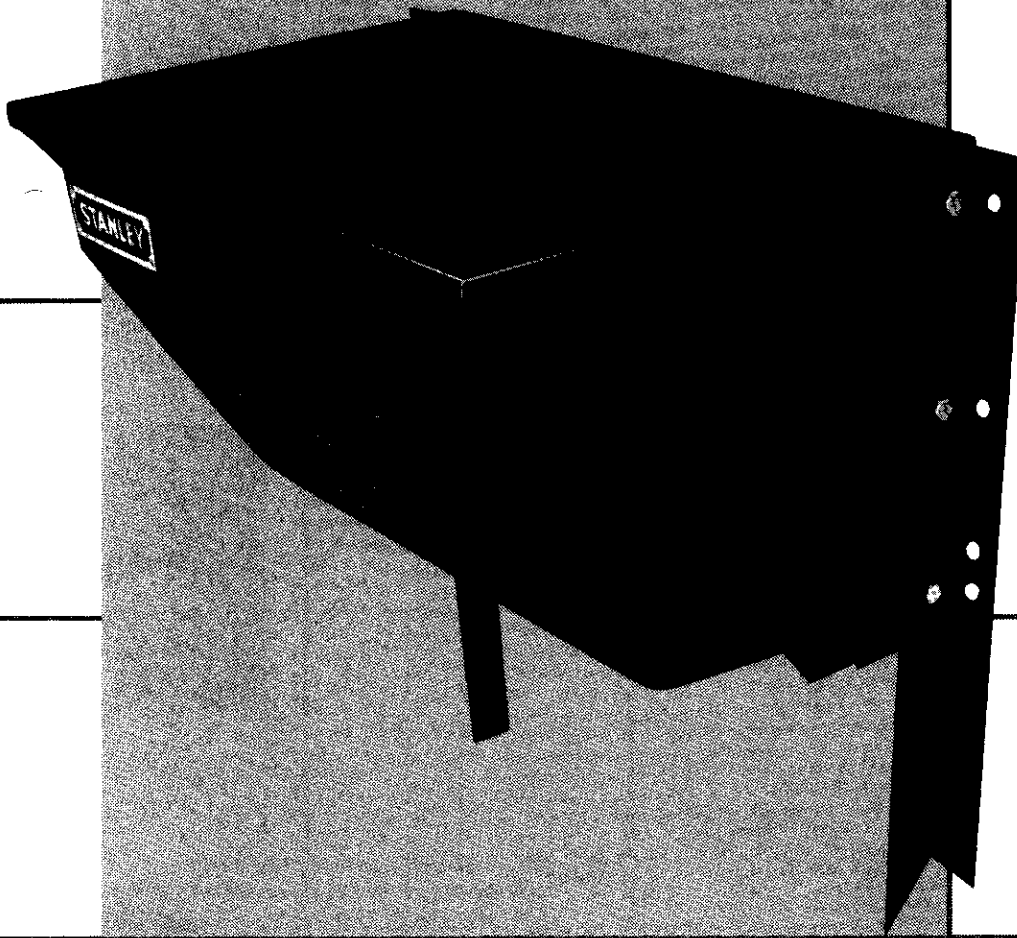
Convenience: Your gate will open at the press of a button, eliminating the need to get out of the car in bad weather. Two and four-channel transmitters are available for gate/garage door operator combinations.

Security: The Model 530 slide gate operator makes it easy to open and close your gate from the safety of your car. Puts an end to getting out of the car alone late at night to open the gate.

Added Value: Automatic gate operators add value—and privacy—to your home and property.

Additional Features:

- 1/3 H.P. motor
- Durable solid-state circuitry
- Minimal maintenance—no lubrication needed
- Safety reverse allows gate to reverse if it meets a vehicle while closing



Depend on Stanley

The Stanley name is your assurance of American-built quality. Stanley is the industry leader, with careful quality control procedures and operational testing during each step of production.

STANLEY Slide Gate Operators

Model 530 Light-Duty Residential Slide Gate Operator

Specifications:

- 1/3 H.P., 115-volt single-phase motor
- Durable solid-state circuitry
- Left/Right hand electrical conversion on the circuit board
- Worm gear drive mechanism
- Safety reverse adjustment (vehicular)
- UL/CSA listed

MODEL 530 Slide Gate Operator shall have a 1/3 H.P., 115-volt permanent split capacitor motor with integral thermal overload protection. Worm gear mechanism. Limit switches are readily adjustable. All control features shall be controlled by a single solid-state circuit board which incorporates the following: maximum run timer, reversal delay, Left/Right hand conversion switches, varistor surge protection, zero start up circuitry and "power on" indicator. Operator also has an obstruction sensing adjustment to reverse the gate should it meet a vehicle while closing or to stop the gate should it meet a vehicle while opening. Manual disconnect. Enclosure 14-gauge painted galvanized steel. UL/CSA listed.

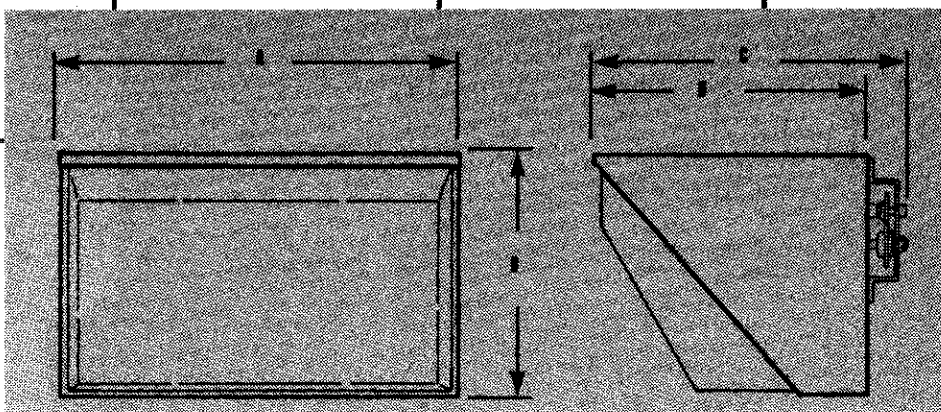
Simultaneous operation of two gates is simplified by master/slave features built into existing wiring in each gate operator. Contact your Stanley dealer for more information.

Recommended Capacities of Model 530:

Designed for chain link, tubular steel or ornamental iron gates


Model	Motor	Maximum Gate Leaf	Seconds in Open Gate	Maximum Gate Weight	Frequency of use (Complete cycles/hour)
530	1/3 hp	14 ft.	13-17 sec.	150 lbs.	5

Dimensions:



Model	A	B	C	D
530	17 1/4	10 1/4	14 1/4	12 1/4

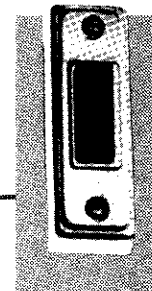
Controls and Accessories to complement Model 530:




Digital Transmitters are available in one, two and four channels. The digital feature allows you to choose and set your own private code quickly and easily from 10,024 possibilities. All transmitter models use a 9-volt battery.

The two and four-channel transmitters are perfect for gate/garage door operator combinations. They feature independent code settings eliminating the need for more than one transmitter in your car. (Separate receivers are required).

Push-Button Wall Switch operates your gate from the house without a transmitter—convenient when company arrives (one provided with each unit).



Keyswitch can be installed enabling you to open or close your gate without a transmitter.



Do not allow children to play with the gate operator. Serious injury can result. Keep children and pets away from the gate when it is opening or closing.

STANLEY
helps you do things right.®

Stanley Door Systems
2400 E. Lincoln
Birmingham, MI 48009
Phone (248) 528-1400